



Our quarterly reports provide Canterbury employees and employers with an insight into the current trends across Accounting and Finance.

☎ 03 929 0497

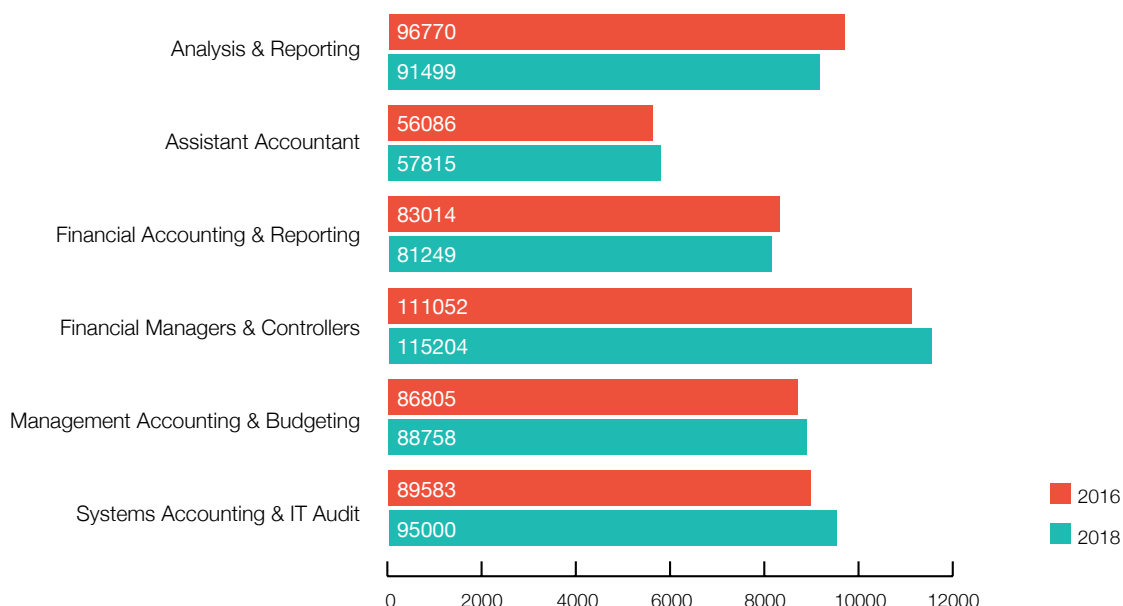
www.profilegroup.co.nz

Q 2 years on – Accounting Salaries **Canterbury Snapshot**

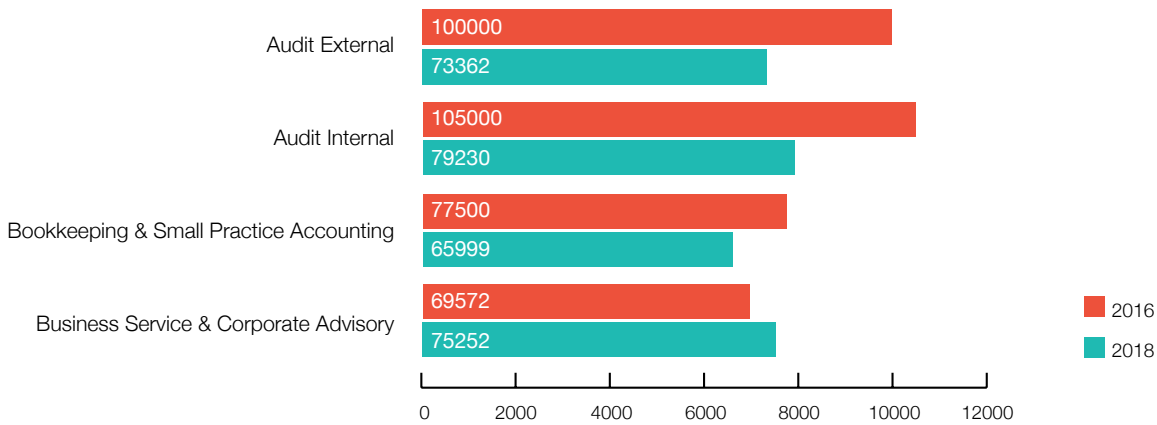
Besides the noticeable 2 year expansion of jobs within the labour market, it is healthy to see greater levels of monthly consistency with less labour market peaks and trough's over the last 2 years.

These are median averages and illustrate a mid-point of what tend to be very broad ranges. For a full detailed role and salary sizing specific to your business contact the profile team on enquiries@profilegroup.co.nz to request a copy of our 2019 salary report for Accounting and Administration roles in Canterbury.

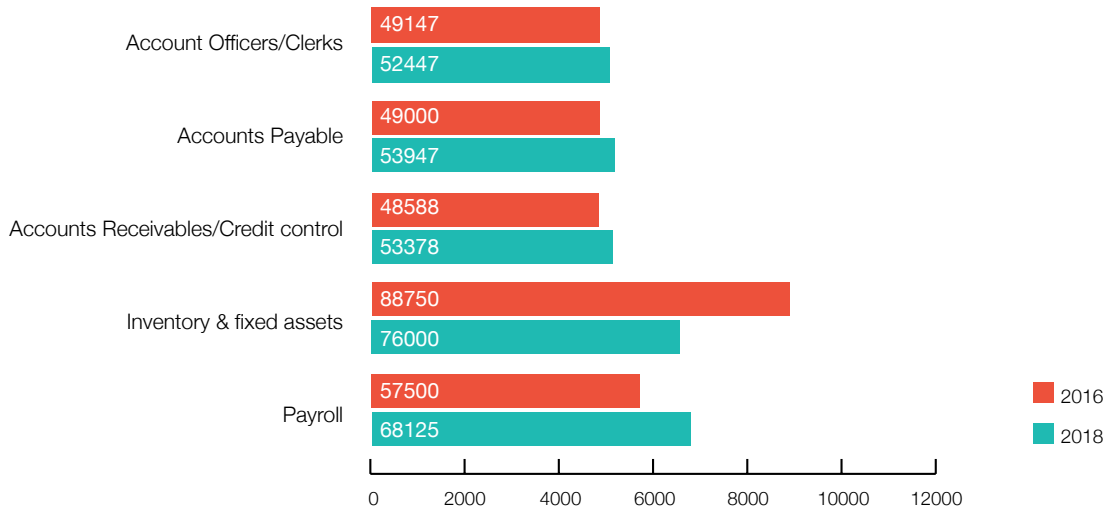
Senior Finance & Qualified



Public Practice



Accounting Support



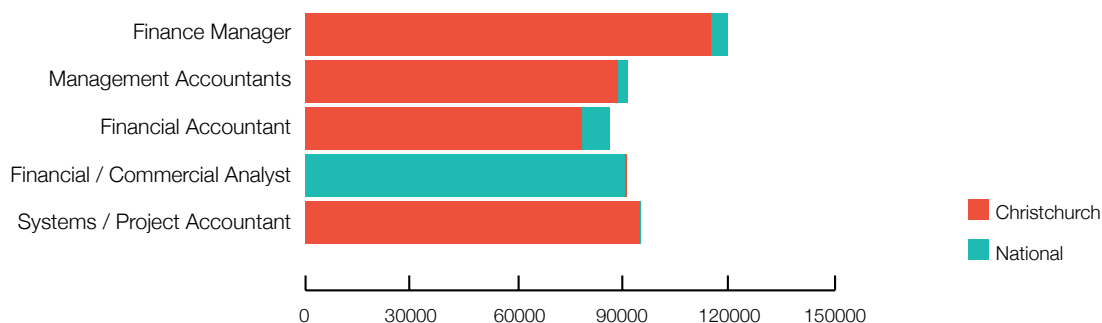
Q Average Salaries – Canterbury VS National

The growth of the labour market and the continuing / heightening demand for accounting and admin staff has seen Christchurch close the gap on salaries compared with the National Average.

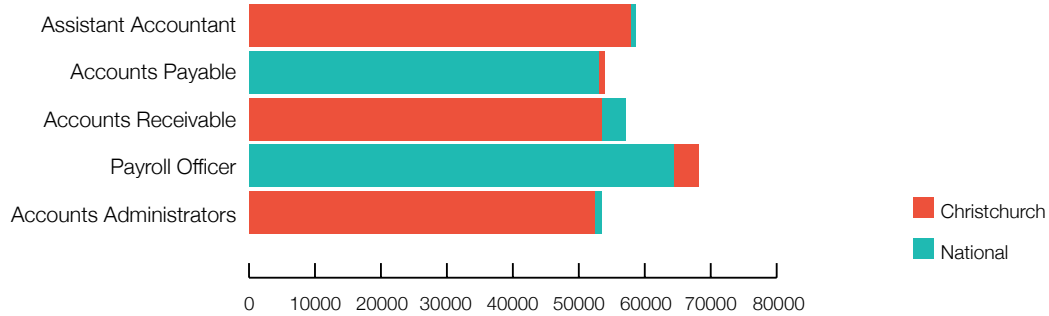
What these averages don't highlight is the wider salary bracket in certain markets such as Auckland. For example, the salary range in Christchurch for a Management Accountant is \$85-\$100K whereas in Auckland that salary is more like \$80-\$110K.

Nonetheless this is positive data that illustrates why many kiwis are choosing Christchurch over Auckland in the current climate.

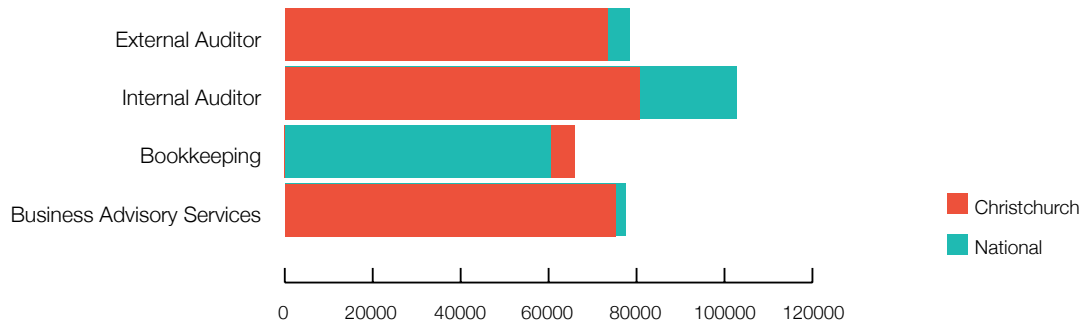
Qualified & Senior Finance



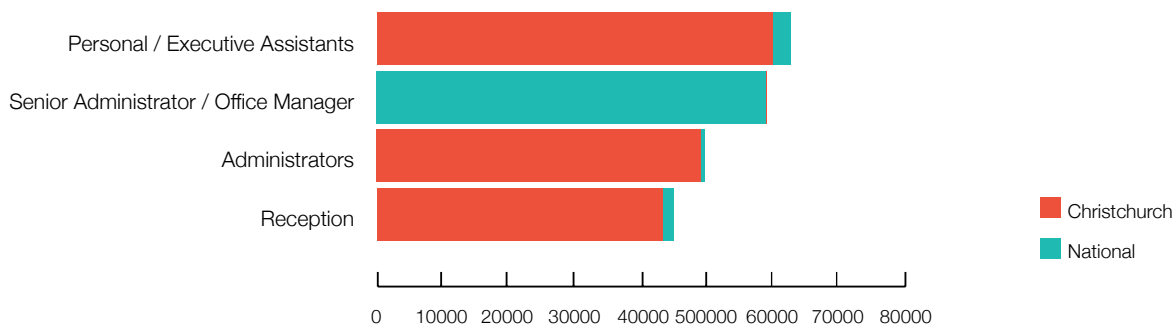
Accounting Support



Public Practice



Administration



Q Job Growth / Decline – Nationally

	Administration	Accounting
Auckland	15% ↓	10% ↑
Wellington	33% ↑	26% ↑
Canterbury	14% ↓	13% ↓
Otago	95% ↑	32% ↑
National Average	2% ↓	10% ↑